


**MATH 64-31/SECTION 2734**  
**Intermediate Algebra**



**When:** ONLINE

**Where:** <http://www.pearsonmylabandmastering.com/northamerica/mymathlab/> and [www.mathchick.net](http://www.mathchick.net)

**Instructor:** Shannon Gracey

**Office Hours:** Tuesday and Thursday 1:00 – 2:00pm, and by appointment

**Office Room:** OC3622

**Phone:** 760 – 757 – 2121 x 6306 **E-mail address:** [sgracey@miracosta.edu](mailto:sgracey@miracosta.edu)

**Course Description:** This algebra course covers radicals, exponents, rational expressions, concepts of relations and functions, exponential and logarithmic functions, linear and quadratic functions, and the solutions of equations from these topics.

**Student Learning Outcome:**

1. For a given set of problems the student will demonstrate quantitative reasoning by developing a problem-solving strategy, performing appropriate analysis and computation, and critically assessing the meaning of the conclusion or outcome.

**MCC Institutional Student Learning Outcomes:**

Effective Communication, Professional and Ethical Behavior, Critical Thinking and Problem Solving, Informational Literacy, and Global Awareness

**Prerequisite:** Math 30 with a grade of "C" or better, or a qualifying score on the Math Competency Exam (MCE).

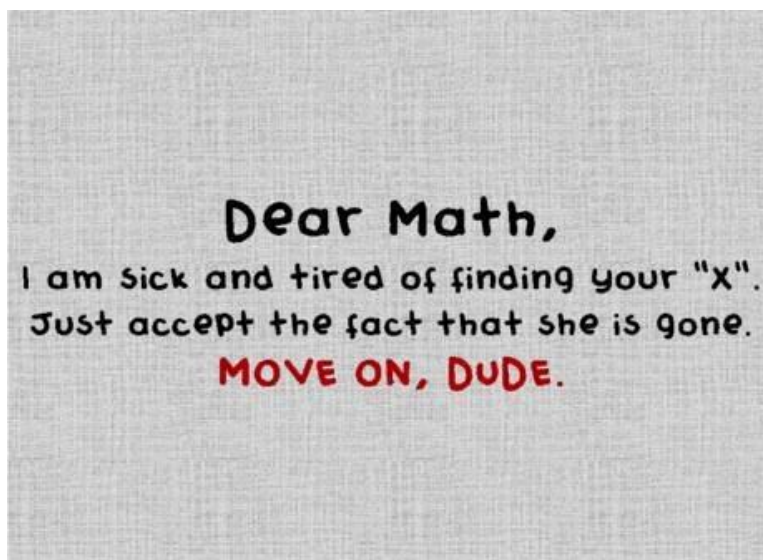
**Academic Accommodations:** Students with disabilities, whether physical, learning, or psychological, who believe that they may need accommodations in this class, are encouraged to contact Disabled Students Programs and Services as soon as possible to ensure that such accommodations are implemented in a timely manner. Their phone number is 760-795-6658.

## Required Course Materials:

- π **MyMathLab access code** (see last page of syllabus)
- π **Intermediate Algebra Guided Notebook** by Shannon Gracey (available for purchase in the bookstore, or if you prefer to print out 134 pages you may access the file at <http://mathchick.net/SWC/MATH%2064/Math%2064%20Guided%20Notebook%20-%20Sp%202016.pdf>. Be patient...it is a large file.
- π **Calculator:** A scientific calculator is REQUIRED. Not all exams permit calculators. Cell phone calculators, tablets, etc. **may not be used** on exams.

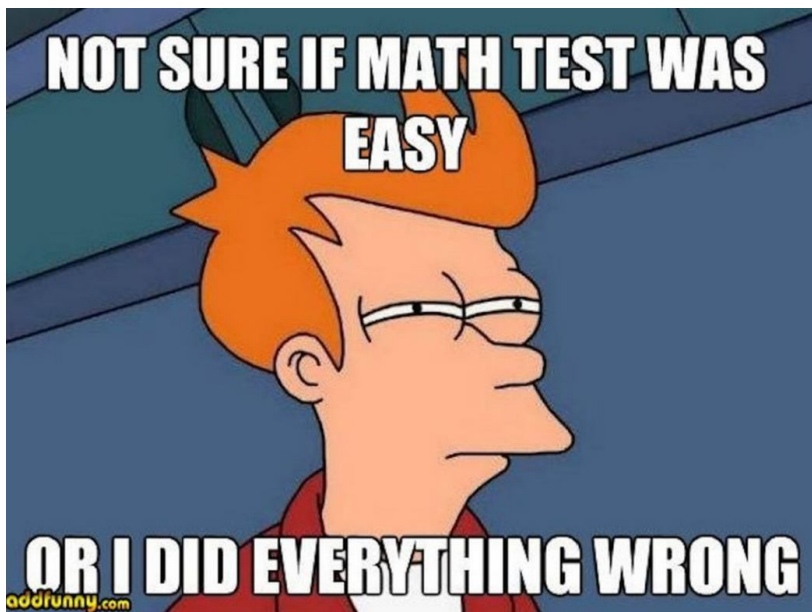
Attendance: Each student is responsible for his/her registration in classes. Each student must enroll in MyMathLab (MML) by 1/26/16 at 11:59 PM. The last page of the syllabus provides instructions for enrollment. Failure to log on to and complete assignments in MML, and/or missing exams or quizzes may result in a student being dropped from this class. 4 hours per week are considered "lecture hours". Video lectures are posted on MML in the homework area. These lectures are designed to be paired with the Math 64 Guided Notebook. You basically follow along with the Gracey guided notebook video lectures while filling out the notes and exercises in the guided notebook. "Attending" class on a regular basis is crucial, as we will be covering new material every class session.

Questions: Questions are an important part of the learning process. If you have a question, please feel free to ask at any time. I generally return emails sent to [sgracey@miracosta.edu](mailto:sgracey@miracosta.edu) within 48 hours (Sunday through Thursday) and within 72 hours (Friday and Saturday). If you do not receive a response, please re-send the email.



Academic Honesty: I fully support MiraCosta College's belief that academic honesty is a cornerstone of the educational community. To that end, I expect academic honesty from my students. Students who bring unauthorized material to a test/quiz or copy from someone else's test/quiz will receive a zero on the test/quiz.

Academic Proctoring Center (APC): All exams and the final must be taken at the Academic Proctoring Center. The following links provide information regarding policies and appointment scheduling. You must schedule an appointment in order to take an exam at the APC. **If the online appointments are past the date of your exam, you must call the APC to make an appointment.**



*APC Phone Numbers for Scheduling Appointments by Phone:*

Oceanside Campus (760) 757-2121 ext 6471

San Elijo Campus (760) 944-4449 ext 7752

*APC Online Appointment Scheduling:*

<https://www.miracosta.edu/student-services/proctoringcenter/index.html>

*APC Hours:*

<https://www.miracosta.edu/student-services/proctoringcenter/downloads/APCSPRINGHours2016.pdf>

*APC Policies:*

[https://www.miracosta.edu/student-services/proctoringcenter/downloads/InformationtoGiveToYourStudent-PoliciesforStudentsUsingtheAPCSPRING2016\\_001.pdf](https://www.miracosta.edu/student-services/proctoringcenter/downloads/InformationtoGiveToYourStudent-PoliciesforStudentsUsingtheAPCSPRING2016_001.pdf)

Grading Policy: Your grade will be determined by comparing your points to the total number of points possible. The following grading scale will be used to determine letter grades:

A = 90 - 100%

B = 80 - 89.9%

C = 70 - 79.9%

D = 60 - 69.9%

F = below 60%

(you must earn at least a C in this course to progress to MATH 155)

**Grades will be based upon the following components:**

Tests: 3 Tests will be given; worth 54% of total grade.

**Exam 1 window: Wednesday, 2/17/16-Saturday, 2/20/16**

Material covered: 8.1-8.4, 9.1-9.3

Proctored (on campus)

**Exam 2 window: Wednesday, 3/30/16-Saturday, 4/2/16**

Material covered: 10.1-10.7

Proctored (on campus)

**Exam 3 window: Wednesday, 5/4/16-Saturday, 5/7/16**

Material covered: 11.1-11.4, 12.1-12.2

Proctored (on campus)

Quizzes: 3 quizzes will be given; worth 15% of total grade.

**Quiz 1: Sunday, 2/7/16**

Material covered: 8.1-8.4

Available via MML (not proctored on campus)

**Quiz 2: Sunday, 3/6/16**

Material covered: 10.1-10.4

Available via MML (not proctored on campus)

**Quiz 3: Sunday, 5/22/16**

Material covered: 12.3-12.5

Available via MML (not proctored on campus)

Homework: Homework is available via Pearson MyMathLab at

<http://www.pearsonmylabandmastering.com/northamerica/mymathlab/>. Each week on average you should set aside about 8 hours to do your homework problem sets and to study. Do NOT fall behind. It is very difficult to catch up. Homework will be worth approximately 10% of the total grade.

Final Exam: The final exam will be worth 21% of your grade. The exam will cover 12.1-12.5, 13.1-13.5.

**Final exam window: Monday, 5/23/16- Thursday, 5/26/16.**

Proctored (on campus)

If it is to your advantage, your lowest test score will be replaced by half of your score on the final (this includes one missed test, which counts as zero until replaced by half the score on the final).

Make-Up Policy: You may take a test early if circumstances warrant and if the test is available. Please check with me well in advance of the test date. I do not give make up tests. If you miss a test through illness, personal emergency, or family emergency, you will receive a zero on that test until the final (see final exam note). There are no quiz make ups.

## Special Dates

### **January 25, 2016**

First day of spring classes

### **February 5, 2016**

Last day to add spring full semester classes with instructor permission

Financial Aid add/drop deadline for spring

Last day to drop spring full semester classes and receive a refund

Last day to drop spring full semester classes with no grade placed on permanent record (Note: College offices are closed on Saturdays)

### **February 12 - 15, 2016**

College closed - Lincoln's Day, Washington's Day (legal Holidays)

### **February 26, 2016**

Last day to file petition for degree/certificate for spring

Last day to petition for pass/no pass grading option for spring full semester classes

Last day to file petition for Directed Studies for spring

### **March 4, 2016**

Last day to file petition for Credit by Institutional Examination for spring

### **March 21 - 26, 2016**

Spring Break - no classes

### **March 25, 2016**

College closed

### **March 28, 2016**

Mid-semester (8-week) classes begin

### **April 28, 2016**

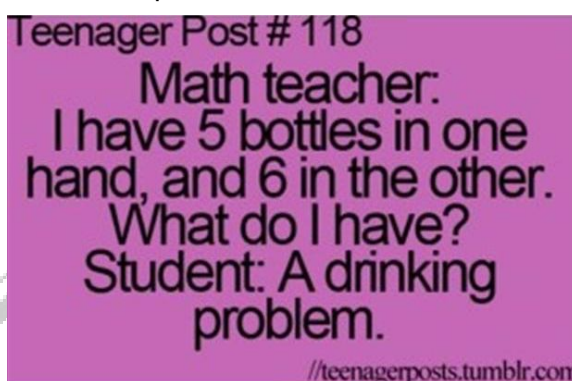
Last day to DROP full-term classes with option of 'W' grade

### **May 23 - 27, 2016**

Final examinations for spring

### **May 27, 2016**

Spring semester ends





The following link provides help with MML enrollment:

[http://help.pearsoncmg.com/myp/myp\\_instr/content/mycoursecompasscourses\\_myp/get\\_started\\_myp/how\\_students\\_enroll\\_myp.htm?cshid=mycoursecompasscourses\\_myp%2Fget\\_started\\_myp%2Fhow\\_students\\_enroll\\_myp.htm](http://help.pearsoncmg.com/myp/myp_instr/content/mycoursecompasscourses_myp/get_started_myp/how_students_enroll_myp.htm?cshid=mycoursecompasscourses_myp%2Fget_started_myp%2Fhow_students_enroll_myp.htm)


## Pearson's MyLab & Mastering Student Registration Instructions

MyMathLab®

PEARSON

ALWAYS LEARNING

### To register for **MATH 64/GRACEY/SPRING 2016**:

1. Go to [www.pearsonmylabandmastering.com](http://www.pearsonmylabandmastering.com).
2. Under Register, select **Student**.
3. Confirm you have the information needed, then select **OK! Register now**.
4. Enter your instructor's **course ID: gracey88069**, and **Continue**. 
5. Enter your existing Pearson account **username** and **password** to **Sign In**.  
You have an account if you have used a Pearson product, for example: MyMathLab, MyITLab, MyPsychLab, MySpanishLab or Mastering, such as MasteringBiology.  
> If you don't have an account, select **Create** and complete the required fields.
6. Select an access option.  
> Use the access code that came with your textbook or that you purchased separately from the bookstore.  
> Buy access using a credit card or PayPal account.  
> If available, get 14 days temporary access. (The link is near the bottom of the screen.)
7. From the confirmation page, select **Go To My Courses**.
8. On the My Courses page, select the course tile **MATH 64/GRACEY/SPRING 2016** to start your work.

### To sign in later:

1. Go to [www.pearsonmylabandmastering.com](http://www.pearsonmylabandmastering.com).
2. Select **Sign In**.
3. Enter your Pearson account **username** and **password**, and **Sign In**.
4. Select the course tile **MATH 64/GRACEY/SPRING 2016** to start your work.

### To upgrade temporary access to full access:

1. Go to [www.pearsonmylabandmastering.com](http://www.pearsonmylabandmastering.com).
2. Select **Sign In**.
3. Enter your Pearson account **username** and **password**, and **Sign In**.
4. Select **Upgrade access** from the course tile **MATH 64/GRACEY/SPRING 2016**.
5. Enter an access code or purchase access with a credit card or PayPal account.

For a registration overview, go to [www.pearsonmylabandmastering.com/students/get-registered](http://www.pearsonmylabandmastering.com/students/get-registered). Scroll down to **Need a little help?** and select a video.

